



# ***Base Realignment & Closure (BRAC) 2005 from a Regional Perspective***

***20 June 2007***

---

**Michelynn G. Carellas**

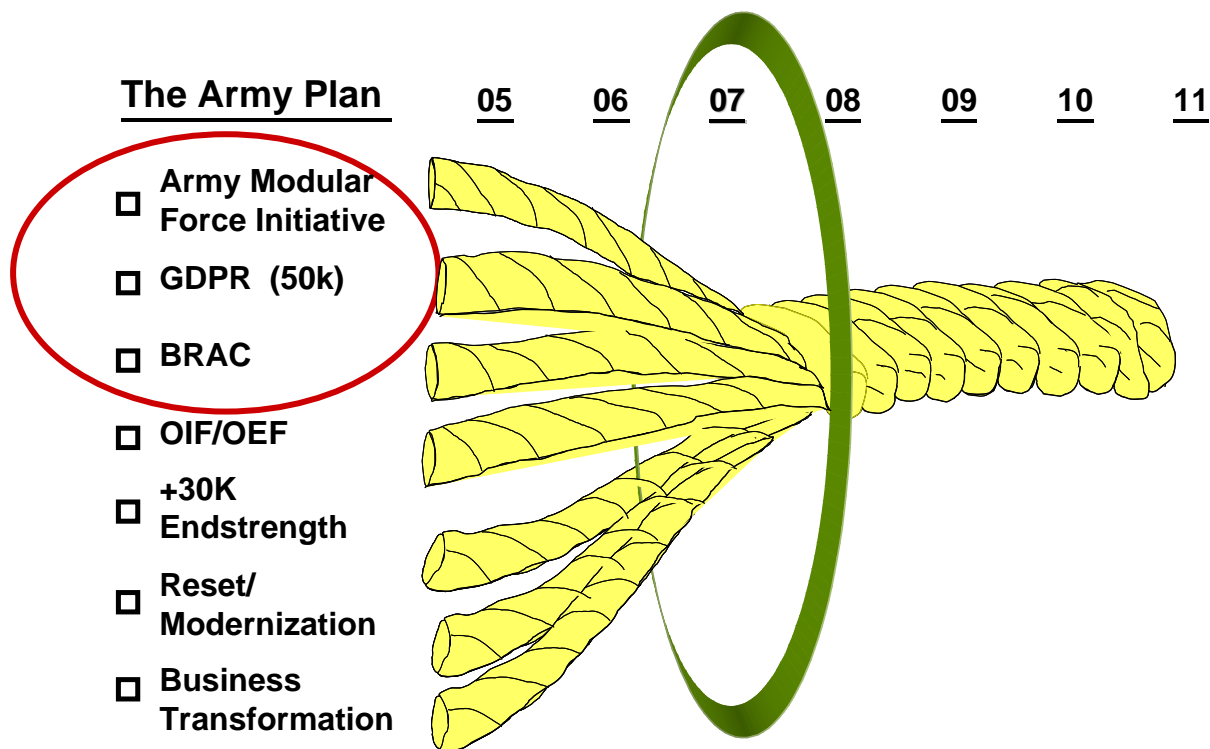
**Chief BRAC / Stationing Management Office, IMCOM-SE  
(404) 464-3674 / [michelynn.carellas@forscom.army.mil](mailto:michelynn.carellas@forscom.army.mil)**

***Our Mission:* *Manage Army installations to support readiness and mission execution – provide equitable services and facilities, optimize resources, sustain the environment and enhance the well-being of the Military community***

***Leading Change for Installation Excellence***

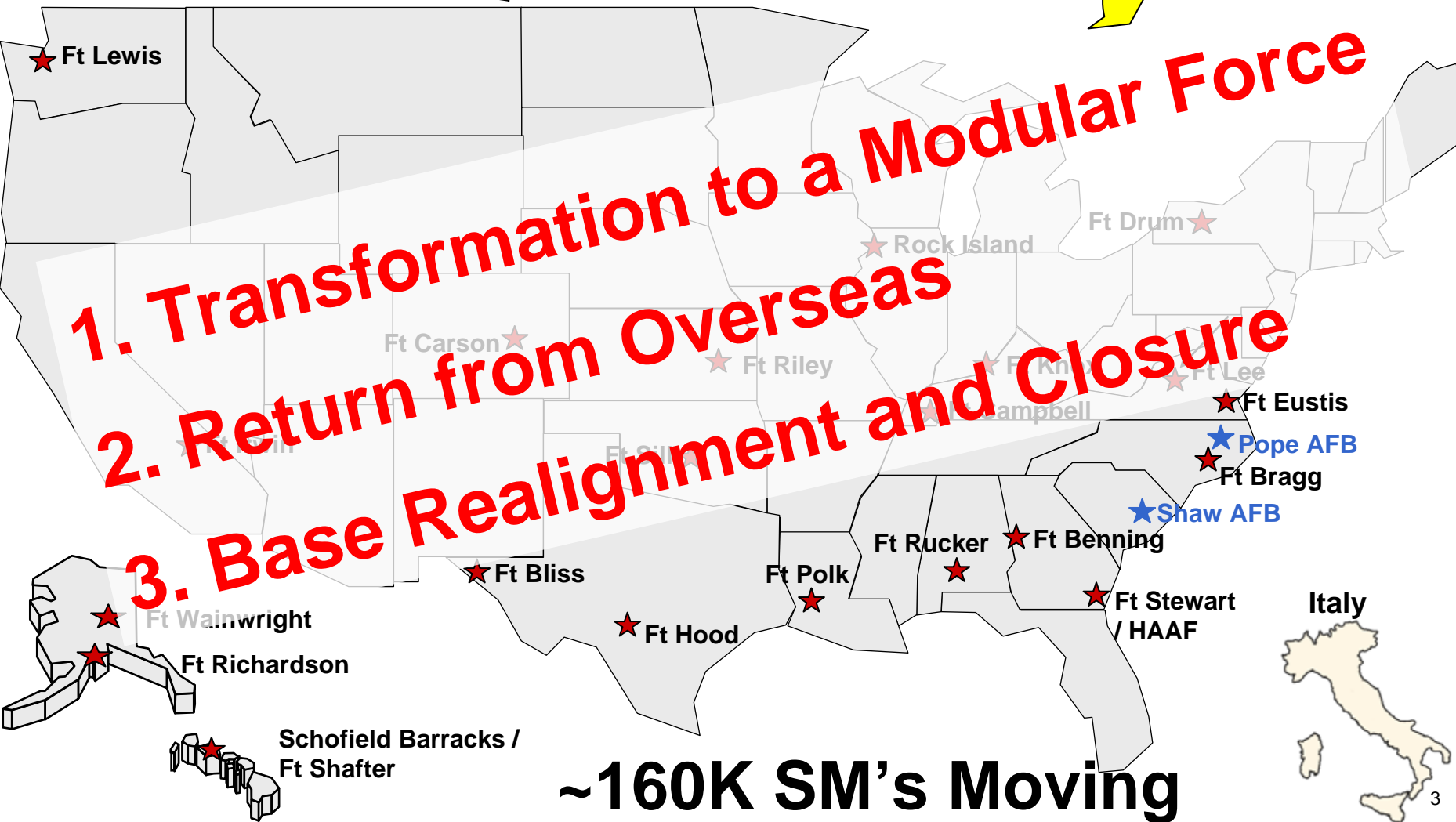

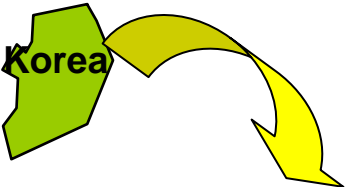


# Stationing/Restationing the Force FY03 - 11





# 1/3 of the Army on the Move

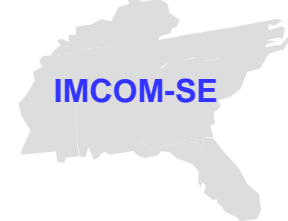


1. Transformation to a Modular Force
2. Return from Overseas
3. Base Realignment and Closure

~160K SM's Moving



# The Army BRAC 2005 Strategy



- **Establish a streamlined portfolio of installations with a significantly reduced cost of ownership that:**
  - ✓ Facilitates transformation, joint operations and joint business functions
  - ✓ Accommodates rebasing of overseas units
  - ✓ Divests installations that are no longer relevant and are less effective in supporting a Joint and Expeditionary Army



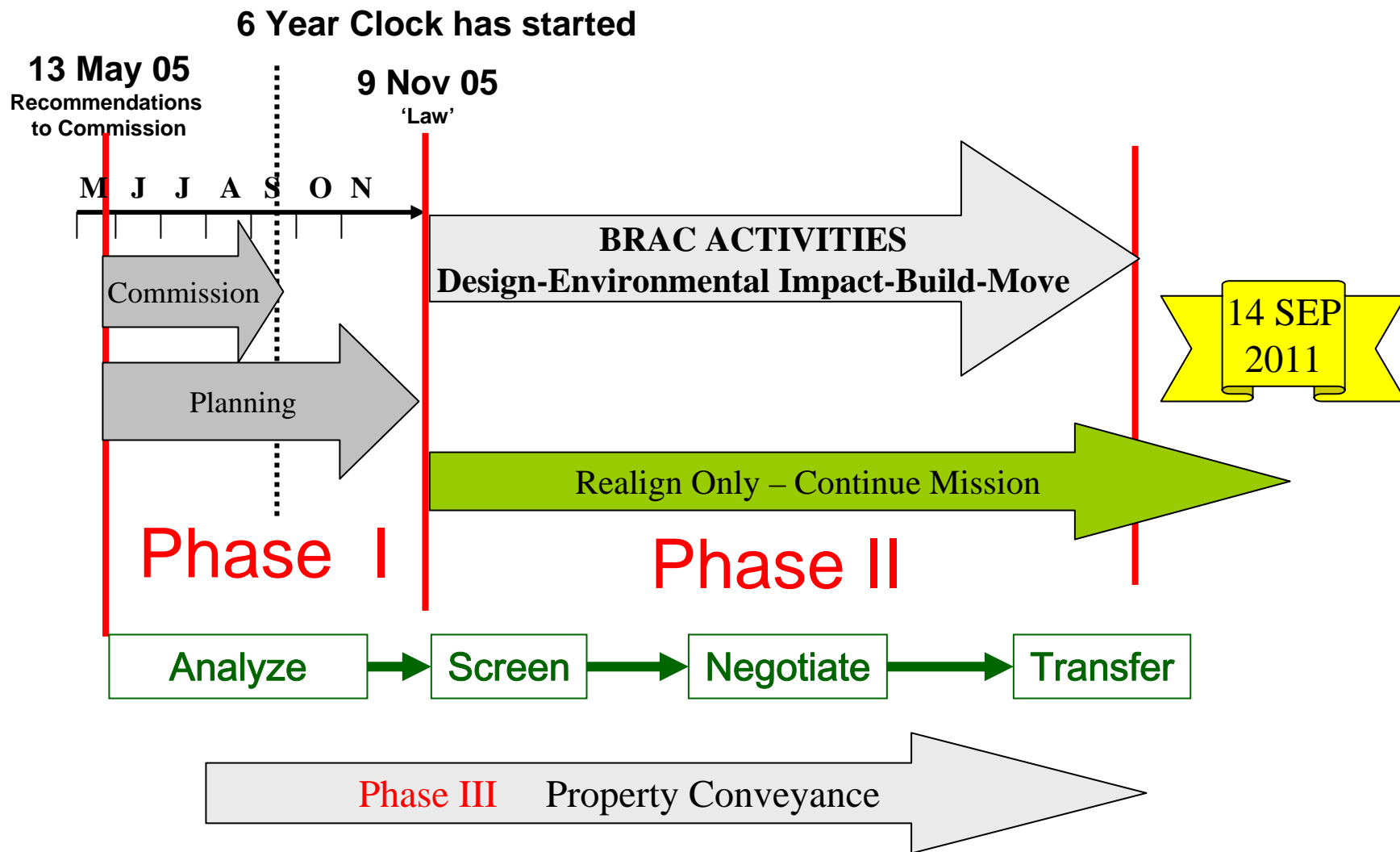
# BRAC Considerations



- **Military Value**
  - ✓ Capabilities Based
  - ✓ Infrastructure
  - ✓ Surge
  - ✓ Cost/Savings
- **Jointness**
- **Economic Impact**
- **Community Infrastructure Support**
- **Environmental Impact**



# BRAC Timeline Overview





## Comparing BRAC Rounds

(TY \$B)	Major Base Closures	Major Base Realignments	Minor Closures and Realignments	Costs <sup>1</sup> (\$B)	Annual Recurring Savings <sup>2</sup> (\$B)
BRAC 88	16	4	23	2.7	1.0
BRAC 91	26	17	32	5.2	2.3
BRAC 93	28	12	123	7.5	2.7
BRAC 95	27	22	57	6.6	1.9
Total	97	55	235	22.0	8.0 <sup>3</sup>
<b>BRAC 05</b>	<b>24</b>	<b>24</b>	<b>765</b>	<b>30.8</b>	<b>4.0</b>

Note 1: As of the FY 2008 President's Budget (February 2007) through FY 2001 for prior BRAC Rounds and through FY 11 for BRAC 2005.

Note 2: Annual recurring savings (ARS) begin in the year following each round's 6-year implementation period: FY96 for BRAC 88; FY98 for BRAC 91; FY00 for BRAC 93; and FY02 for BRAC 95. These numbers reflect the ARS for each round starting in 2002 and are expressed in FY 08 dollars.

Note 3: Does not add due to rounding.



# Major Closures: Installations Recommended for Closure with Plant Replacement Value Exceeding \$100M (33 Total)

---

## Army (14)

- Riverbank Army Ammunition Plant, CA
- Ft Gillem, GA
- Ft McPherson, GA
- Newport Chemical Depot, IN
- Kansas Army Ammunition Plant, KS
- Selfridge Army Activity, MI
- Mississippi Army Ammunition Plant, MS
- Fort Monmouth, NJ
- Hawthorne Army Dept, NV
- Umatilla Chemical Depot, OR
- Lone Star Army Ammunition Plant, TX
- Red River Army Depot, TX
- Desert Chemical Dept, UT
- Fort Monroe, VA

## Department of Navy (9)

- Naval Support Activity, Corona, CA
- Naval Weapons Station Seal Beach  
Concord Detachment, CA

- Submarine Base New London, CT
- Naval Air Station Atlanta, GA
- Naval Support Activity New Orleans, LA
- Naval Shipyard Portsmouth, ME
- Naval Station Pascagoula, MS
- Naval Air Station Willow Grove, PA
- Naval Station Ingleside, TX

## Air Force (10)

- Kulis Air Guard Station, AK
- Onizuka Air Force Station, CA
- Otis Air National Guard Base, MA
- W.K. Kellogg Airport Air Guard Station, MI
- Canon AFB, NM
- Niagara Falls International Airport Air Guard Station, NY
- Pittsburgh International Airport Air Reserve Station, PA
- Ellsworth AFB, SD
- Brooks City Base, TX
- General Mitchell ARS, WI





# Major Realignment: Installations losing 400 + Net Total Military and Civilian Personnel (29 Total)

---

## Army (5)

- Walter Reed National Military Medical Center (at Bethesda), DC
- Rock Island Arsenal, IL
- Ft. Knox, KY
- Army Reserve Personnel Center, St. Louis, MO
- Ft. Eustis, VA

## Department of Navy (11)

- MCLB Barstow, CA
- Naval Base Ventura City, CA
- Naval Base Coronado, CA
- Naval Medical Center San Diego, CA
- Naval District Washington, DC
- NAS Pensacola, FL
- NS Great Lakes, IL
- NSA Crane, IN
- NAS Brunswick, ME
- NAS Corpus Christi, TX
- Naval Medical Center Portsmouth, VA

## Air Force (10)

- Eielson AFB, AK
- Elmendorf AFB, AK
- Maxwell AFB, AL
- Mountain Home AFB, ID
- Pope AFB, NC
- Grand Forks AFB, ND
- Portland IAP AGS, OR
- Lackland EFB, TX
- Sheppard AFB, TX
- McChord ARB, WA

## Defense Agencies / Multiple Services (3)

- NCR Leased locations, DC
- DFAS Cleveland, OH
- DFAS Arlington, VA



# Major Realignments: Installations Gaining 400 + Total Military and Civilian Personnel (49 Total)

---

## Army (18)

- Anniston Depot, AL
- Ft. Rucker, AL
- Redstone Arsenal, AL
- Ft. Carson, CO
- Ft. Benning, GA
- Ft. Riley, KS
- Aberdeen Proving Ground, MD
- Ft Meade, MD
- Detroit Arsenal, MI
- Ft Bragg, NC
- Picatinny Arsenal, NJ
- Ft Sill, OK
- Letterkenny Depot, PA
- Ft Jackson, SC
- Ft Bliss, TX
- Ft Sam Houston, TX
- Ft Belvoir, VA
- Ft Lee, VA

## Navy (14)

- NAWS China Lake, CA
- NS San Diego, CA
- NAS Jacksonville, FL
- NS Mayport, FL
- SUBBASE Kingsbay, GA
- NAS New Orleans, LA
- NS Newport, RI
- NSA Mid-South, TN
- Arlington Hall, VA
- NS Norfolk, VA
- NSA Norfolk, VA
- NSY Norfolk, VA
- MCLB Quantico, VA
- NS Bremerton, WA

## Air Force (14)

- Little Rock AFB, AR
- Peterson AFB, CO
- Eglin AFB, FL
- Mood AFB, GA
- Scott AFB, IL
- McConnell AFB, KS
- Hanscom AFB, MA
- Andrews AFB, MD
- McGuire AFB, NJ
- Nellis AFB, NV
- Wright-Patterson AFB, OH
- McEntire AGS, SC
- Shaw AFB, SC
- Langley AFB, VA

## Defense Agencies / Multiple Services (3)

- DFAS Indianapolis, IN
- NMC Bethesda, MD
- DSC Columbus, OH



# BRAC 05 Joint Bases

Navy  
Lead

1. JB Anacostia - Bolling, DC
2. Naval Station Norfolk / Ft Story, VA
3. Joint Base (JB) Pearl Harbor - Hickam, HI
4. Navy Base Guam / Andersen, GU

Army  
Lead

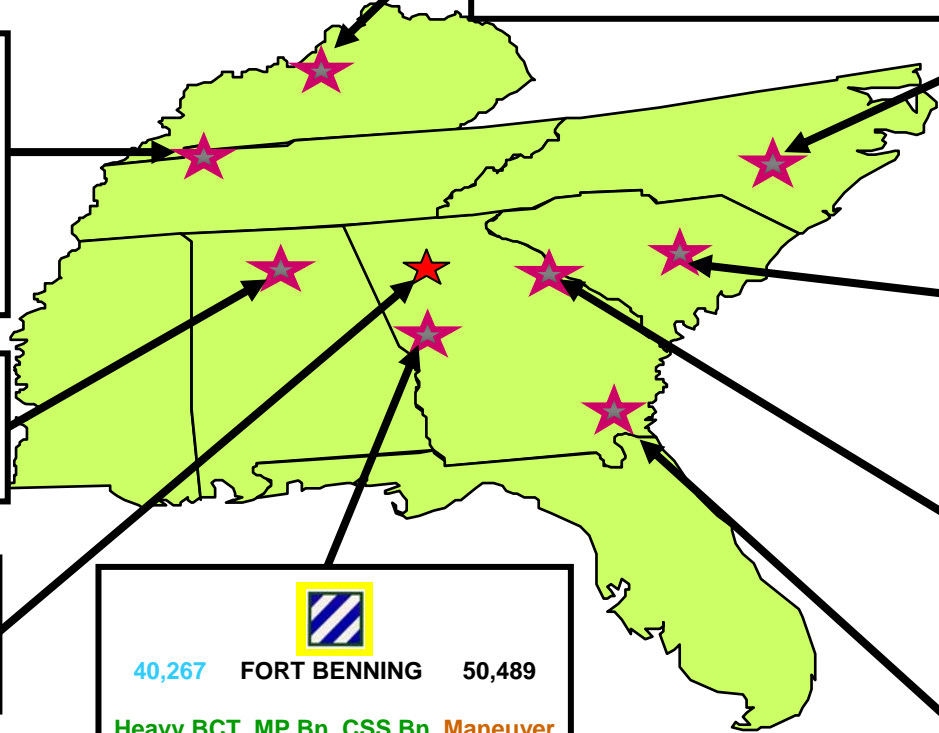
5. JB Lewis - McChord, WA
6. JB Ft Myer - Henderson Hall, VA


AF  
Lead

7. Charleston / Naval WS Charleston, SC
8. JB McGuire - Ft Dix - Naval AS Lakehurst, NJ
9. JB Andrews - Naval Air Facility Wash, MD
10. JB Elmendorf - Richardson, AK
11. Lackland / Randolph / Ft Sam, TX
12. Langley / Ft Eustis, VA



# Transformation in the Southeast (AMF/GDPR/BRAC)



  
**24,299** FORT KNOX **19,780**  
Loss of 7,841 Students  
IBCT, 84<sup>th</sup> ARRTC, 100<sup>th</sup> Div; GDPR  
Realignments, Human Resources CoE

  
**62,213** FORT BRAGG **69,034**  
4<sup>th</sup> IBCT, Combat Aviation Bde, 108<sup>th</sup>  
ADA Bde, HQ FORSCOM, HQ  
USARC, USASOC Growth

  
**36,612** FORT CAMPBELL **37,311**  
Div Hq, 4 IBCT, 2 Combat Aviation  
Bde, Sust Bde, 2 CSS Bn, Engr Bn,  
Ord Gp, SF Grp, SOAR,

**33,981** FORT JACKSON **33,990**  
USA Tng Ctr, USAR Hum Res Spt  
Cmd, Single Drill Sgt School, AR SE  
C2, Joint Religious Training Center

**26,639** REDSTONE ARSENAL **29,258**  
HQ AMC, HQ SMDC

**22,537** FORT GORDON **22,489**  
TT Sig Bde, IT Sig Bde, Sig Ctr (T), 2 MI  
Grp, Slg Ctr, Reg Med Ctr

FORTS McPHERSON and GILLEM  
BASE CLOSURES  
-8,271 Positions  
1,940 Positions Remain in  
Enclave

  
**40,267** FORT BENNING **50,489**  
Heavy BCT, MP Bn, CSS Bn, Maneuver  
CoE, Engr Bn, Armor School, Rgr  
Rgmt, Rgr Bn, Inf Sch

  
**29,727** FORT STEWART/HAAF **30,064**  
Div Hq, 3 Heavy BCT, Cbt Avn Bde,  
Sust Bde, CSS Bn, 2 Engr Bn, MP Bn  
Ord Bn, Rge Bn, SOF Avn Bde,

**LEGEND**  
• Existing  
• Modular Force  
• GDPR/BRAC  
• Closing Base  
• FY07 ASIP  
• FY13 ASIP

**Region Growth FY 03 thru FY 13: +41,039**

FY03	FY07	FY13
282,646	317,980	323,685

# BRAC Military Construction Program

Installation	FY07 •Project Starts •\$ Expended	FY08 •Project Starts •\$ Expended	FY09 •Project Starts •\$ Expended	FY10 •Project Starts •\$ Expended	FY11 •Project Starts •\$ Expended	TOTAL •Projects •\$ Expended	Major BRAC Goals
Benning	8 Projects \$301.3M	13 Projects \$305.2M	11 Projects \$265.9M	8 Projects \$197.7M	1 Project \$48.5M	41 Projects \$1,045.4M	Armor School
Bragg	2 Projects \$85.0M	2 Projects \$15.9M	1 Projects \$100.0M	3 Projects \$169.8M	1 Projects \$3.8M	9 Projects \$375.0M	HQ, USARC/ FORSCOM
Campbell				2 Projects \$15.7M		2 Projects \$15.7M	52 <sup>nd</sup> EOD
Eglin AFB	1 Projects \$115.7M	7 Projects \$21.0	4 Projects \$20.1			12 Projects \$157.9M	7 <sup>th</sup> Special Forces Group
Jackson		2 Projects \$24.9M				2 Projects \$24.9M	Drill Sgt School Religious Ed Ctr
Knox	2 Projects \$175.0M	2 Projects \$67.1M	0 Project \$82.1M	3 Projects \$10.5M		7 Projects \$334.7M	HRC, ROTC HQ Accessions CMD
Redstone	1 Project \$9.4M	2 Project \$48.4M	3 Projects \$160.8M			6 Projects \$218.6M	HQ,AMC Rotary Wing Ctr
Shaw AFB	1 Project \$8.4M	1 Project \$26M	1 Project \$65.3			3 Projects \$99.7M	Third US Army
<b>TOTAL:</b>	15 Projects \$694.8M	29 Projects \$508.7M	20 Projects \$694.3M	16 Projects \$393.8M	2 Projects \$52.4M	82 Projects \$2,341.6M	



# Challenges



- **Unprecedented construction program with shorter schedules**
- **Requirements exceed resources**
- **Meeting BRAC timeline**